

D2676



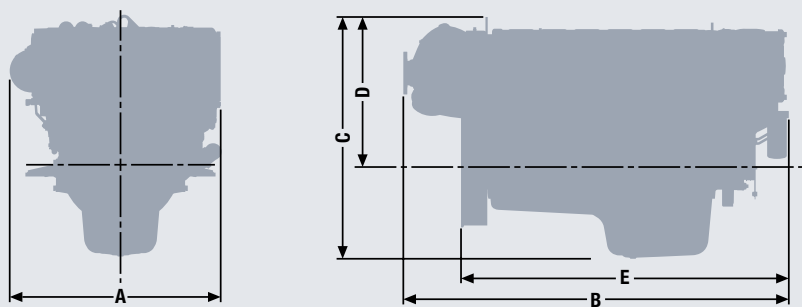
Characteristics

- Cylinders and arrangement: 6 cylinders in-line
- Operation mode: 4-stroke diesel engine, watercooled
- Turbocharging: Turbocharger with charge air intercooler and wastegate
- Number of valves: 4 valves per cylinder
- Fuel system: Common rail injection with high pressure pump
- Engine block: High-strength casting with integrated oil and water ducts and replaceable cylinder liners
- Engine lubrication: Force-feed lubrication, lubrication oil cooler in cooling water circuit of the engine
- Type of cooling: Seawater cooled charge air cooler, plate heat exchanger by rubber impeller pump
- Engine control: Electronic injection control, electronic engine monitoring including diagnostic unit
- Fuel: DIN EN 590

Technical features

Type designation		LE 461	LE 451	LE 441
Displacement	l	12.42	12.42	12.42
Nominal rating ¹⁾	kW (hp)	147 (200)	210 (286)	270 (367)
Rated speed	rpm	1,800	1,800	1,800
Torque at rated speed	Nm	780	1,114	1,432
Maximum torque	Nm	880	1,250	1,616
at speed	rpm	1,200–1,600	1,200–1,600	1,200–1,600
Lowest specific fuel consumption	g/kWh	221	214	212
Classifiable		✓	✓	✓
Exhaust gas status		IMO Tier II, 97/68/EC	IMO Tier II, 97/68/EC	IMO Tier II, 97/68/EC

1) The rating is according to DIN 3046/1



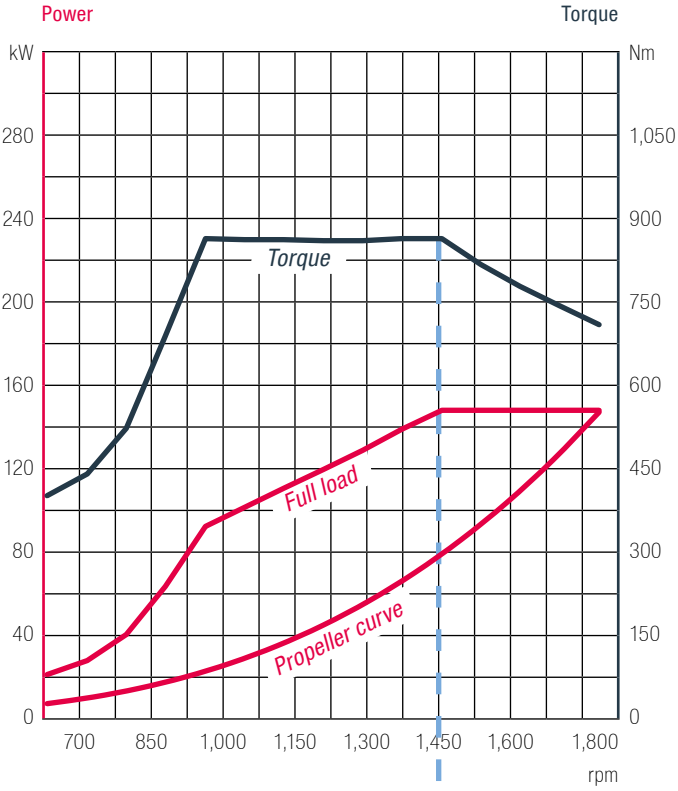
Dimensions

Type designation		LE 461/451/441
A-Overall width	mm	986
B-Overall length	mm	1,795
C-Overall height	mm	1,096
D-Top of engine to crankshaft centre	mm	674
E-Length of engine from front end to edge of flywheel housing	mm	1,527
Average weight of engine ready for installation (dry)	kg	1,215

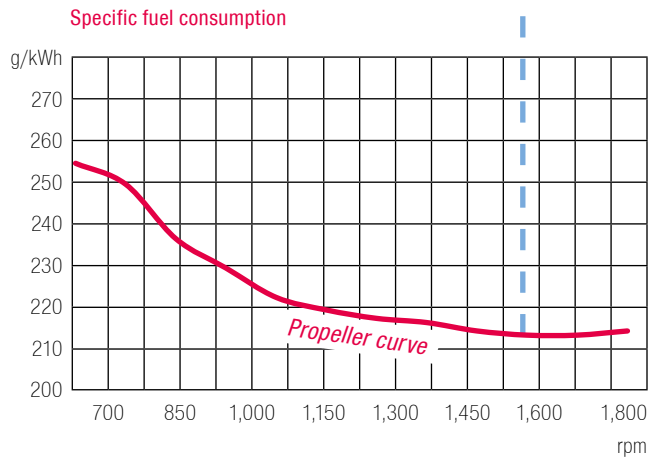
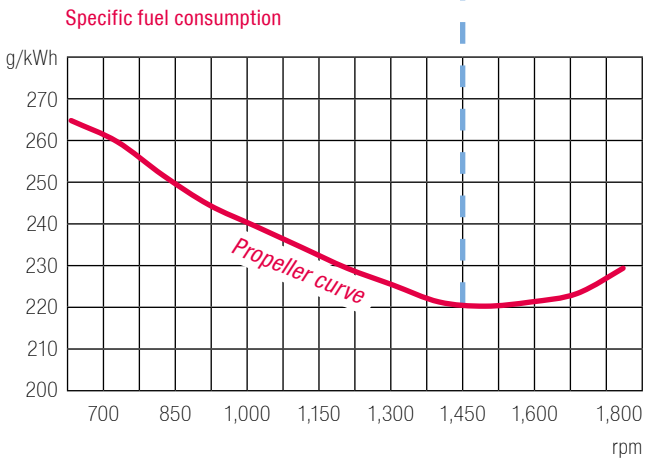
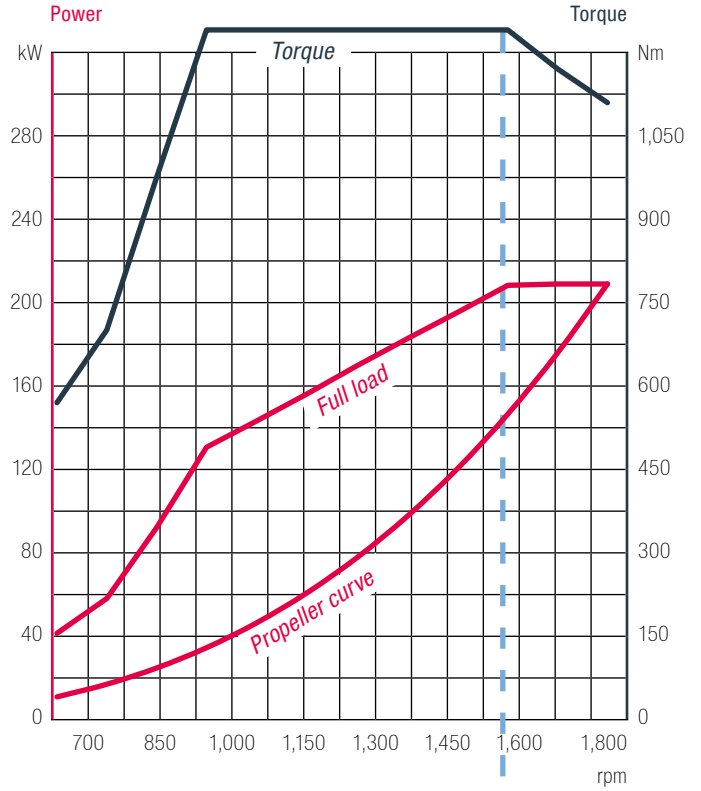
For detailed examinations of installation dimensions, please order drawings from our factory.

D2676

D2676 LE 461

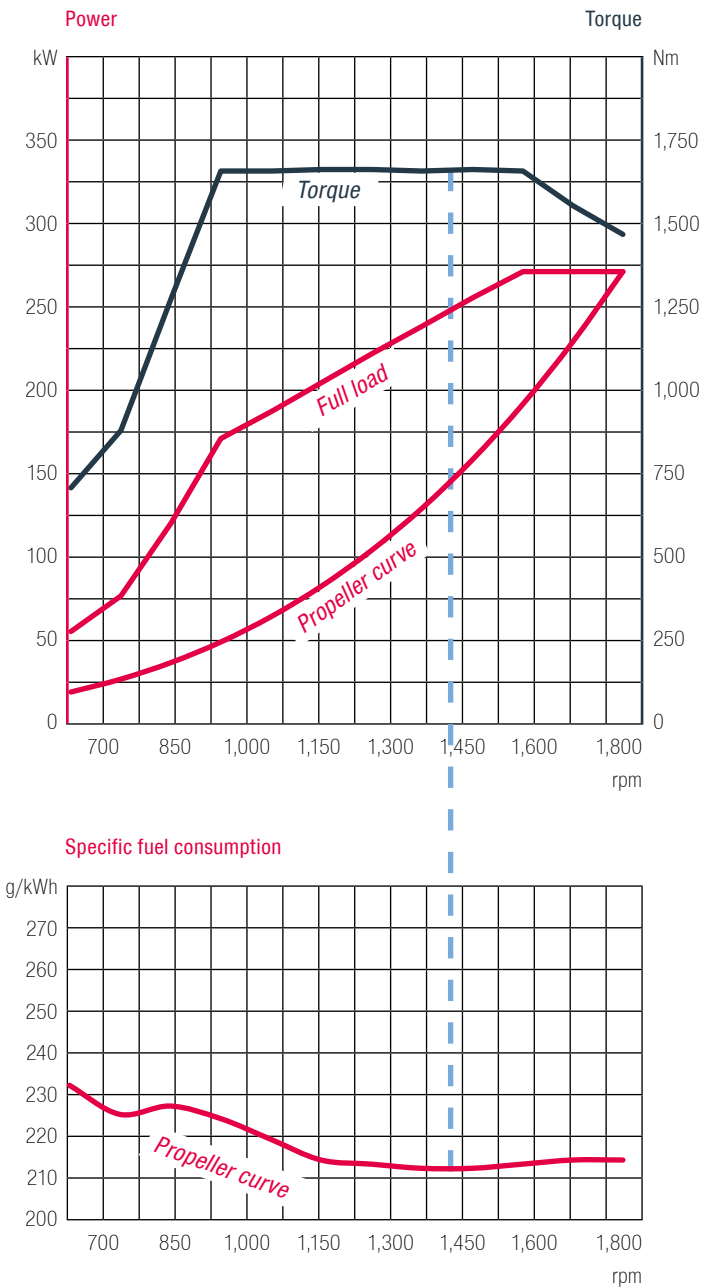


D2676 LE 451



--- Maximum torque at most fuel efficient operating point

D2676 LE 441



--- Maximum torque at most fuel efficient operating point

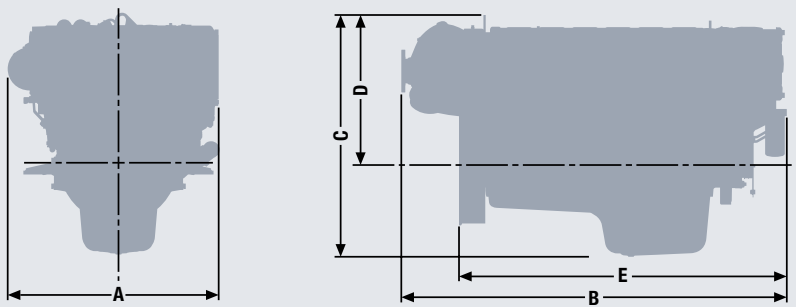
D2676

Technical features

Type designation		LE 431	LE 434	LE 421	LE 424
Displacement	l	12.42	12.42	12.42	12.42
Nominal rating ¹⁾	kW (hp)	324 (440)	324 (440)	382 (520)	382 (520)
Rated speed	rpm	1,800	1,800	1,800	1,800
Torque at rated speed	Nm	1,719	1,719	2,027	2,027
Maximum torque	Nm	1,925	1,925	2,275	2,270
at speed	rpm	1,200–1,600	1,200–1,600	1,200–1,600	1,200–1,600
Specific fuel consumption ²⁾	g/kWh	205	210	207	212
Classifiable		✓	✓	✓	✓
Exhaust gas status		IMO Tier II, 97/68/EC	IMO Tier II, EPA Tier 3, 97/68/EC	IMO Tier II, 97/68/EC	IMO Tier II, EPA Tier 3, RCD 2013/53/EC, 97/68/EC

1) The rating is according to DIN 3046/1

2) Consumption at rated power



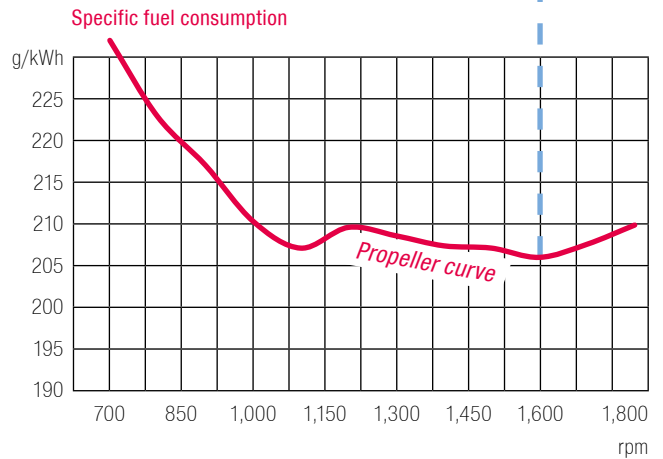
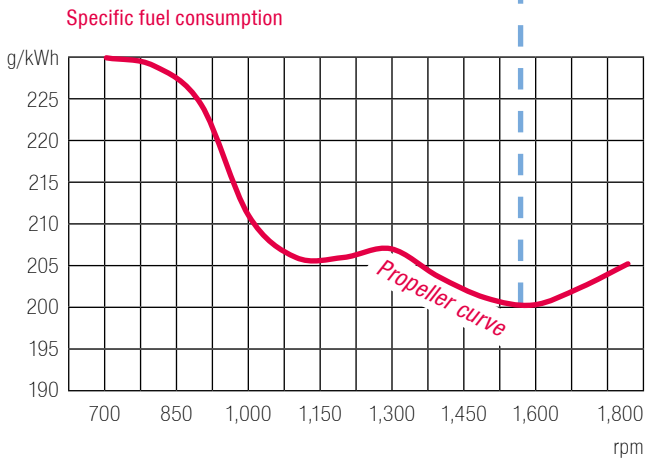
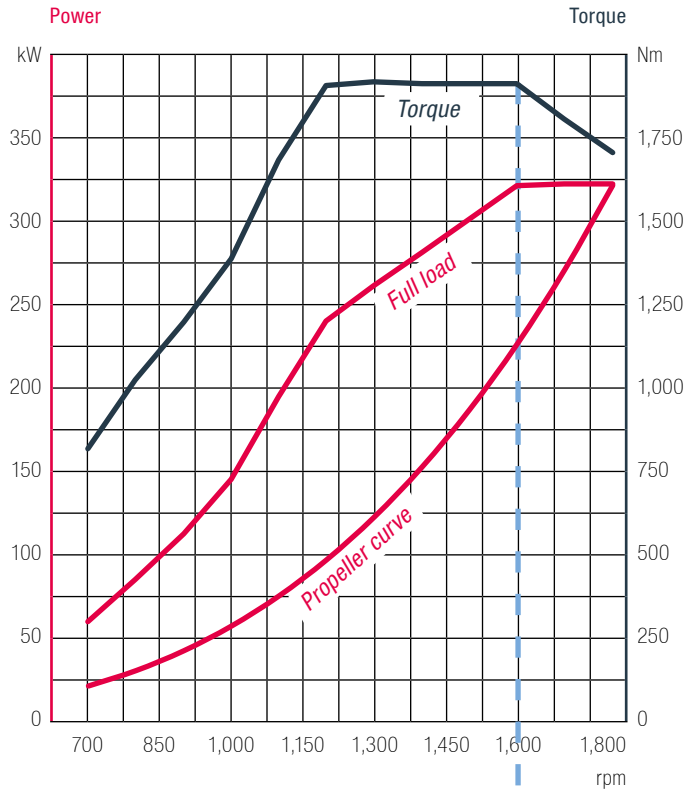
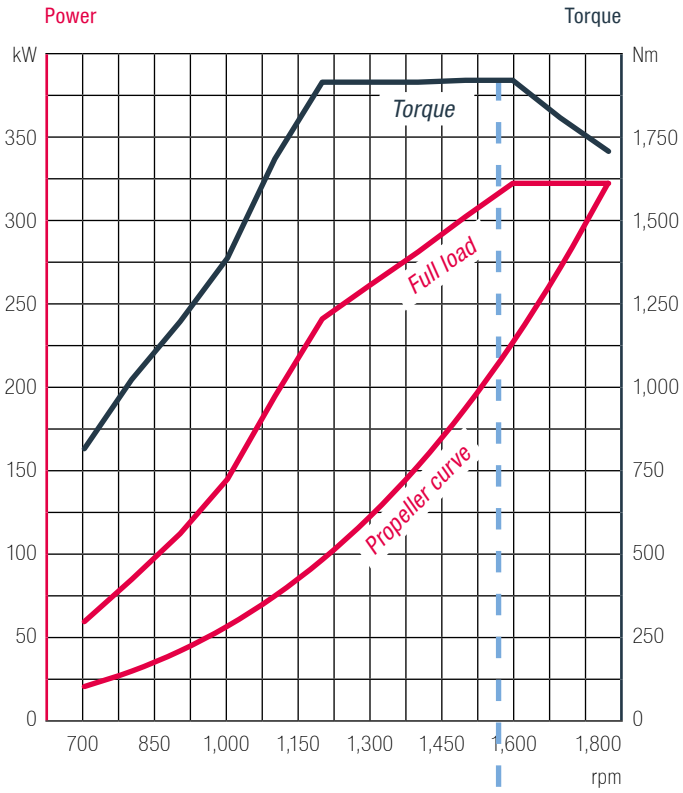
Dimensions

Type designation		LE 431/434/421/424
A-Overall width	mm	986
B-Overall length	mm	1,795
C-Overall height	mm	1,096
D-Top of engine to crankshaft centre	mm	674
E-Length of engine from front end to edge of flywheel housing	mm	1,527
Average weight of engine ready for installation (dry)	kg	1,215

For detailed examinations of installation dimensions, please order drawings from our factory.

D2676 LE 431

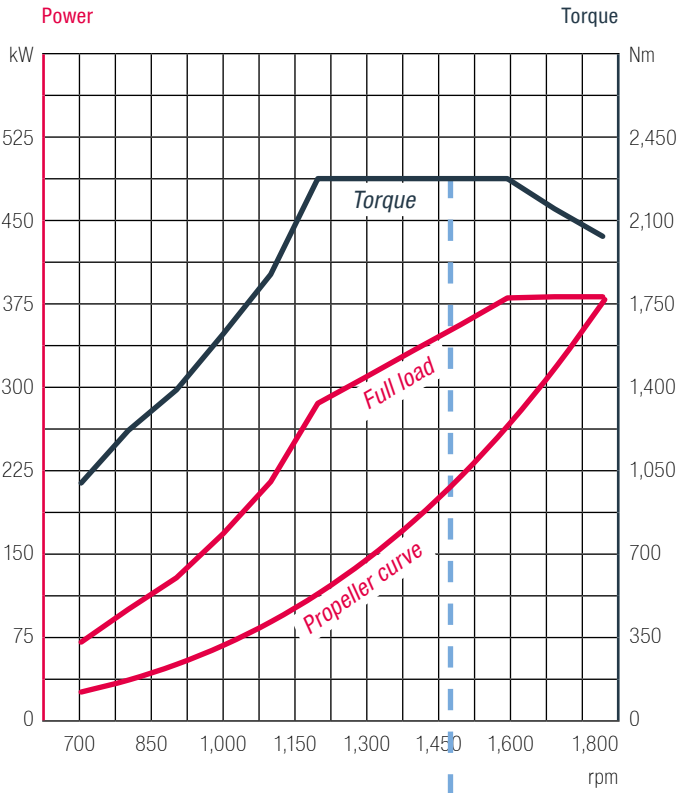
D2676 LE 434



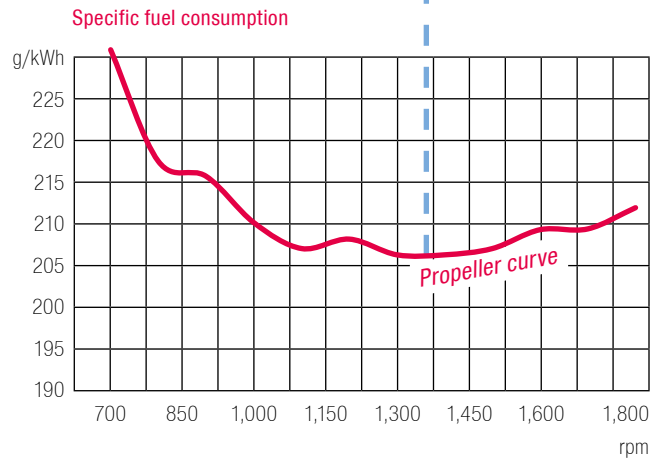
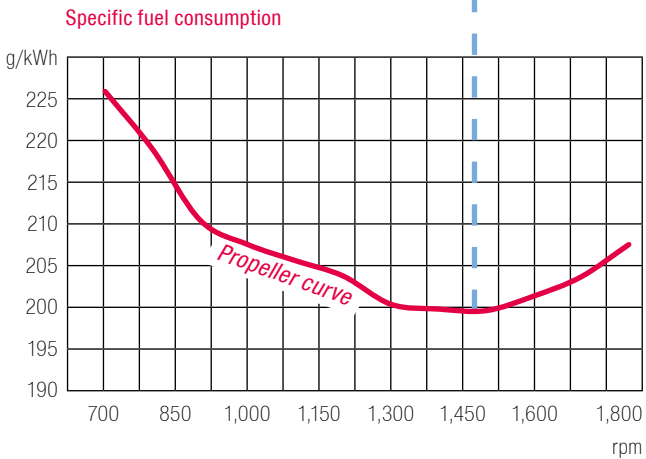
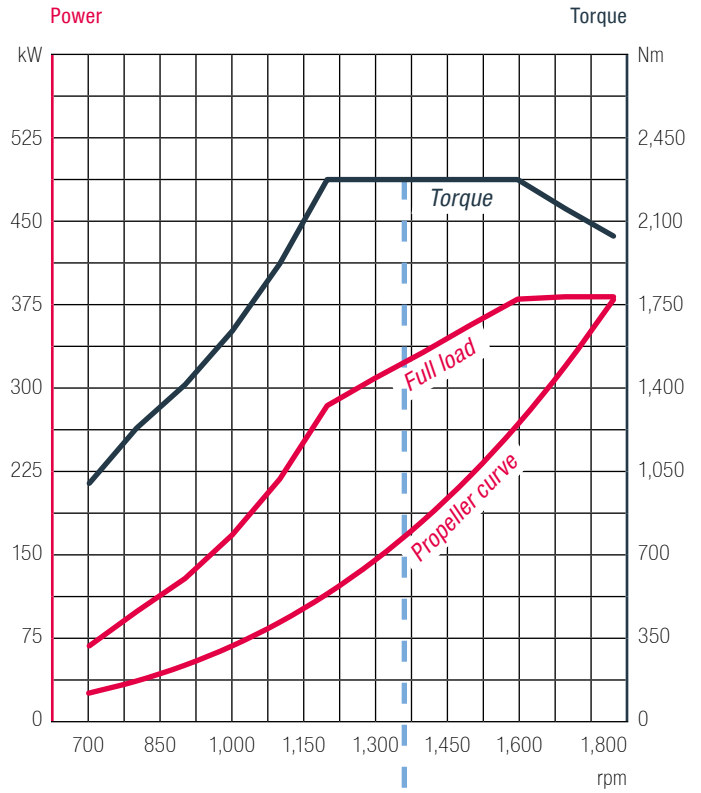
--- Maximum torque at most fuel efficient operating point

D2676

D2676 LE 421



D2676 LE 424



--- Maximum torque at most fuel efficient operating point