


D2676



Characteristics

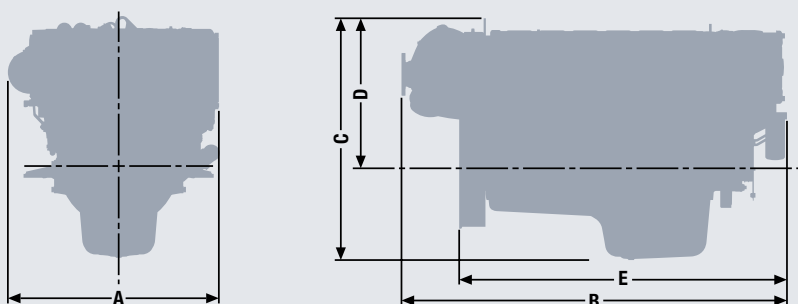
- Cylinders and arrangement: 6 cylinders in-line
- Operation mode: 4-stroke diesel engine, watercooled
- Turbocharging: Turbocharger with charge air intercooler and waste gate
- Number of valves: 4 valves per cylinder
- Fuel system: Common Rail direct fuel injection with electronic control
- Engine lubrication: Closed system with forced feeding, oil cooling and filtering
- Type of cooling: Heat exchanger with engine and seawater circuit
- Engine control: Electronic injection control (EDC)
Electronic engine monitoring including diagnostic unit
- Fuel: DIN EN 590

Technical features

Type designation		LE 443	LE 423
Displacement	l	12.42	12.42
Maximum output to DIN ISO 3046-1	kW (hp)	537 (730)	588 (800)
Rated speed	rpm	2,300	2,300
Maximum torque	Nm	2,450	2,674
at speed	rpm	1,300–2,100	1,400–2,000
Lowest specific fuel consumption ¹⁾	g/kWh	199	213
Classifiable		✓	–
Exhaust gas status		IMO Tier II, EPA Tier 3 RCD 2013/53/EC, 97/68/EC	IMO Tier II, EPA Tier 3 ²⁾ , RCD 2013/53/EC, 97/68/EC

1) Tolerance +5% according to DIN ISO 3046-1

2) For private use only



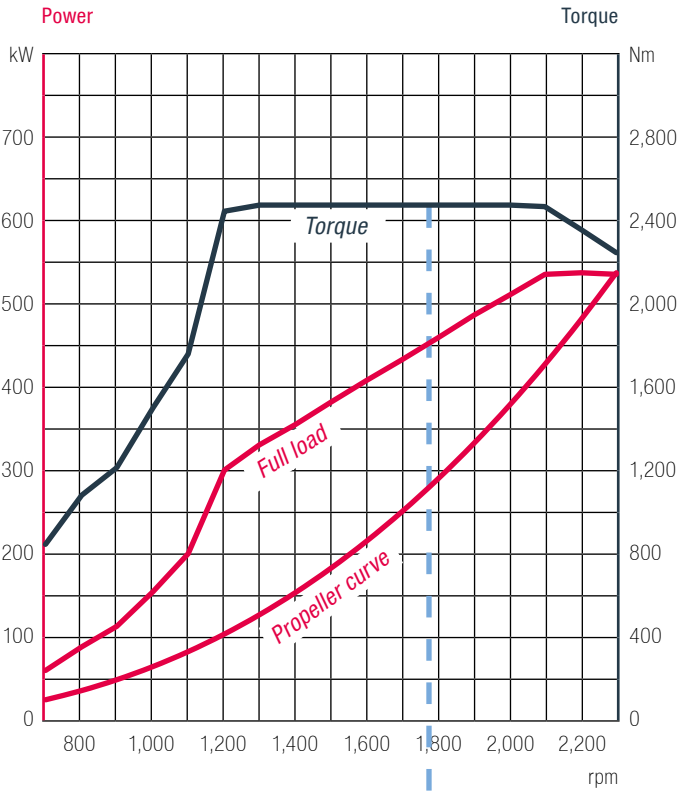
Dimensions

Type designation		LE 443/423
A-Overall width	mm	986
B-Overall length	mm	1,795
C-Overall height – standard oil pan	mm	1,096
D-Top of engine to crankshaft centre	mm	674
E-Length of engine from front end to edge of flywheel housing	mm	1,527
Average weight of engine ready for installation (dry)	kg	1,215

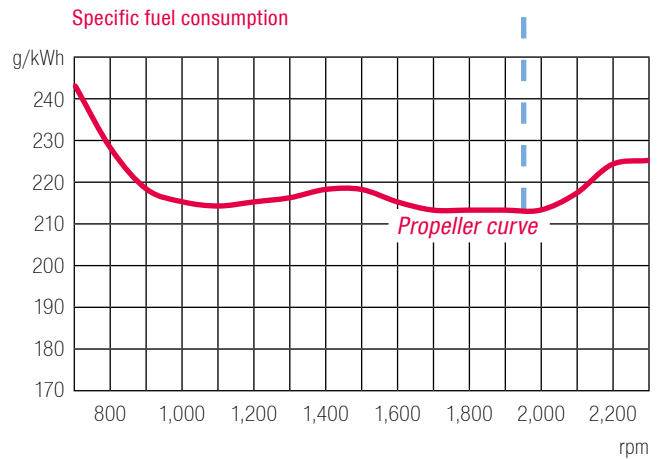
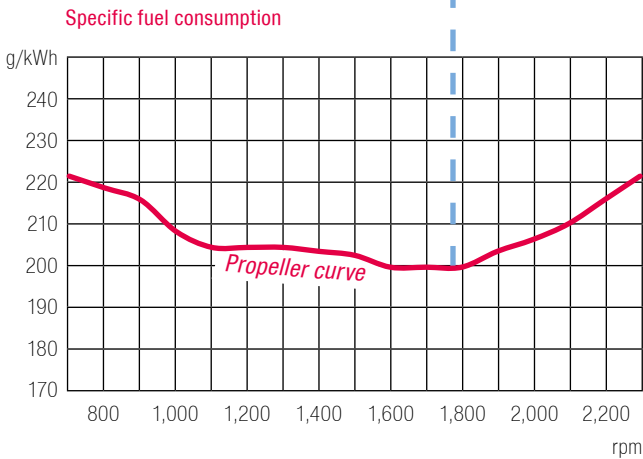
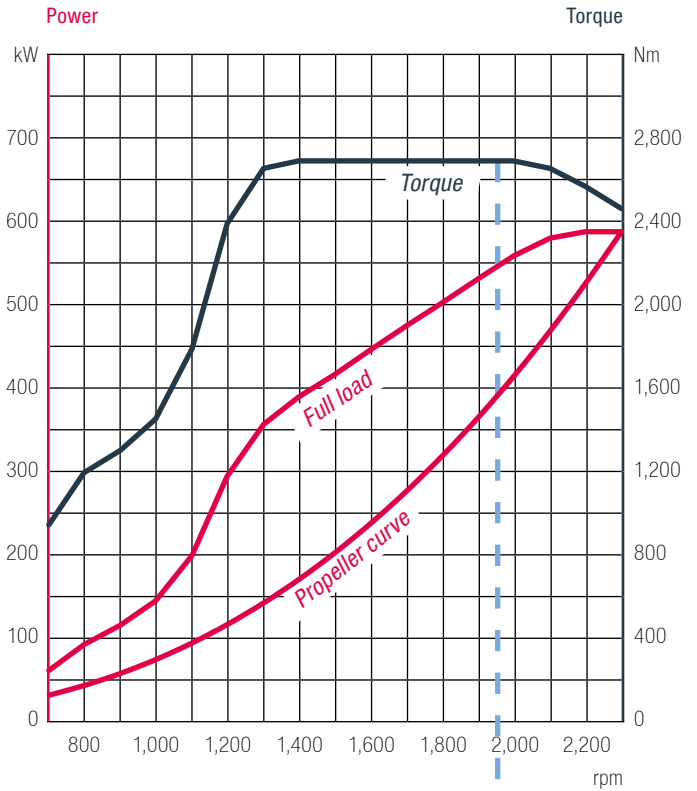
For detailed examinations of installation dimensions, please order drawings from our factory.

D2676

D2676 LE 443



D2676 LE 423



--- Maximum torque at most fuel efficient operating point