

# D2862



## Characteristics

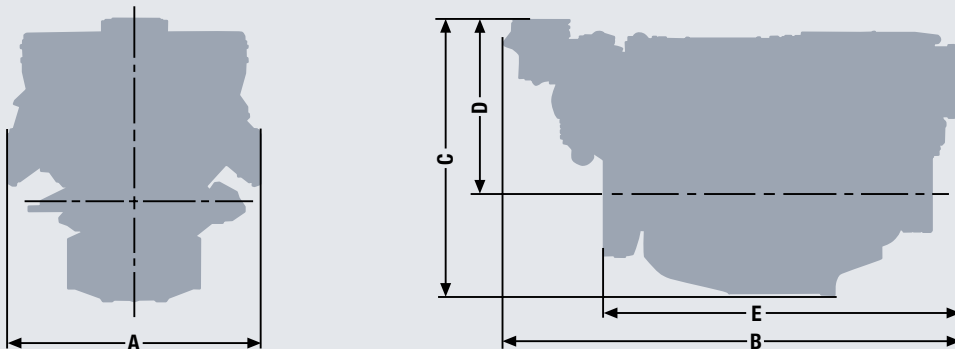
- Cylinders and arrangement: 12 cylinders in V arrangement
- Operation mode: 4-stroke diesel engine, watercooled
- Turbocharging: Turbocharger charge air intercooler and waste gate
- Number of valves: 4 valves per cylinder
- Fuel system: Common Rail direct fuel injection with electronic control
- Engine block: High-strength casting with integrated oil and water ducts and replaceable cylinder liners
- Engine lubrication: Closed system with forced feeding, oil cooling and filtering
- Type of cooling: Plate heat exchanger seawater cooled
- Engine control: Electronic injection control (EDC)  
Electronic engine monitoring including diagnostic unit
- Fuel: DIN EN 590

# D2862

## Technical features

Type designation		LE 431	LE 434
Displacement	l	24.24	24.24
Nominal rating <sup>1)</sup>	kW (hp)	551 (749)	551 (749)
Rated speed	rpm	1,800	1,800
Torque at rated speed	Nm	2,923	2,923
Maximum torque	Nm	3,305	3,305
at speed	rpm	1,000–1,600	1,000–1,600
Lowest specific fuel consumption	g/kWh	198	202
Classifiable		✓	✓
Exhaust gas status		IMO Tier II, 97/68/EC	IMO Tier II, EPA Tier 3, RCD 2013/53/EC, 97/68/EC

1) The rating is according to DIN 3046/1



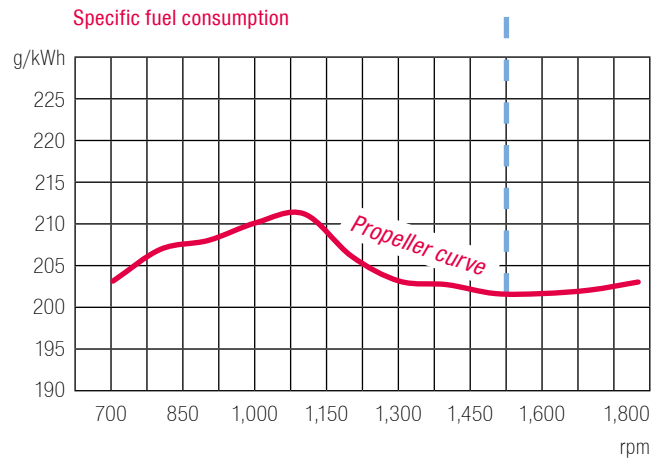
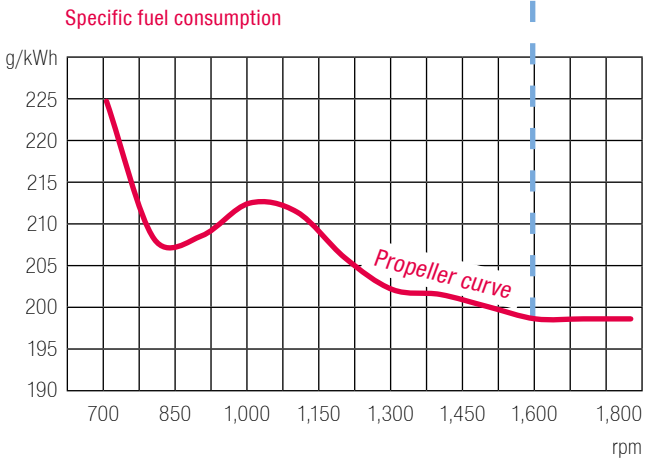
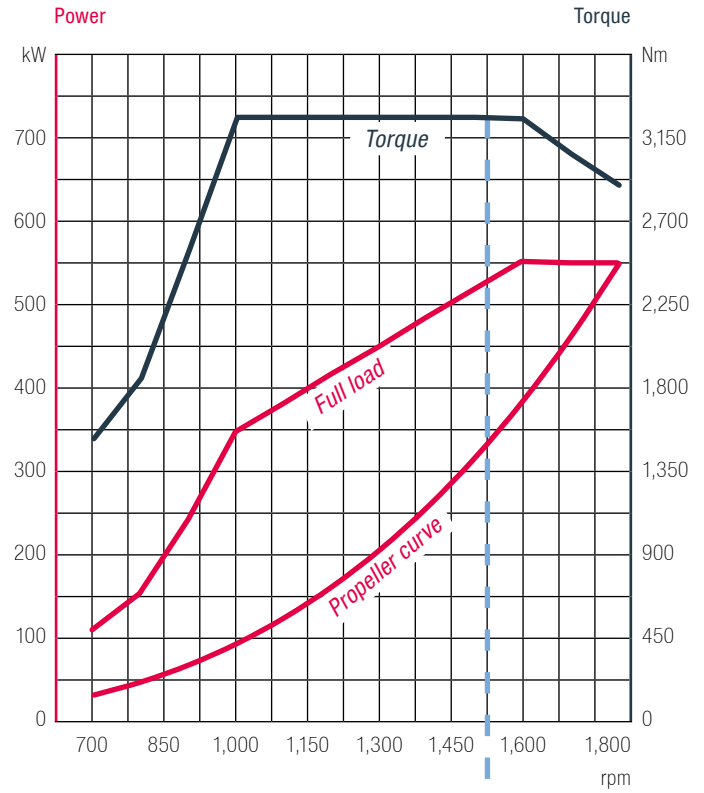
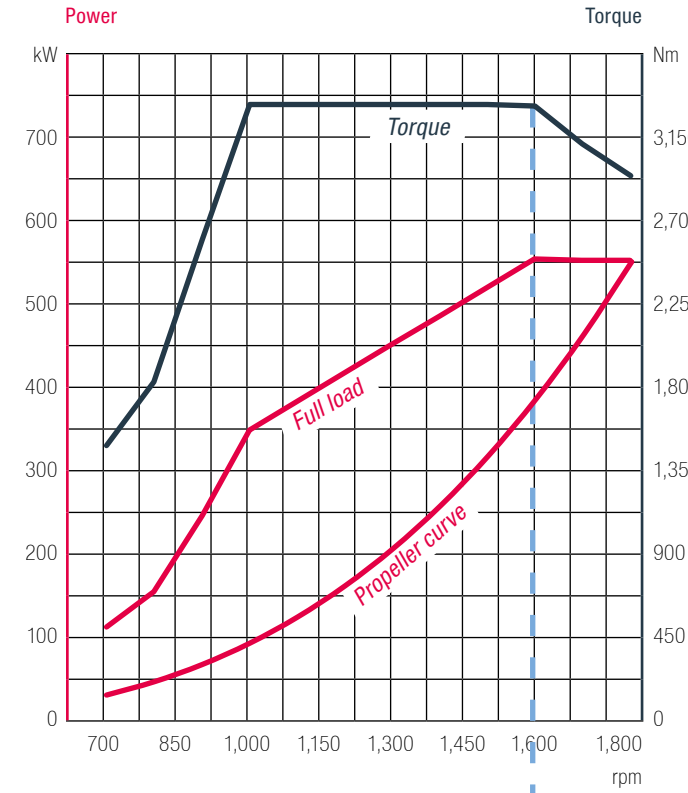
## Dimensions

Type designation		LE 431/434
A-Overall width	mm	1,153
B-Overall length	mm	2,130
C-Overall height	mm	1,230
D-Top of engine to crankshaft centre	mm	765
E-Length of engine from front end to edge of flywheel housing	mm	1,630
Average weight of engine ready for installation (dry)	kg	2,270

For detailed examinations of installation dimensions, please order drawings from our factory.

D2862 LE 431

D2862 LE 434



--- Maximum torque at most fuel efficient operating point

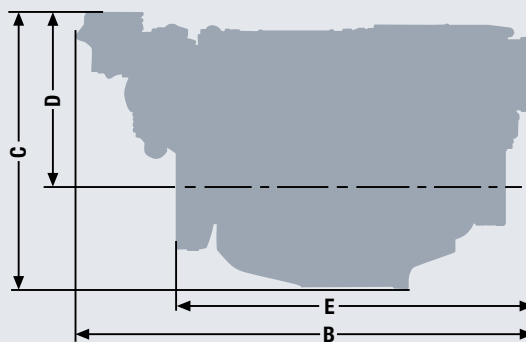
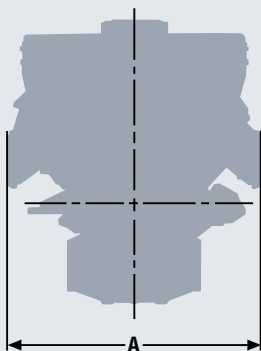
# D2862

## Technical features

Type designation		LE 421	LE 441	LE 444
Displacement	l	24.24	24.24	24.24
Nominal rating <sup>1)</sup>	kW (hp)	662 (900)	735 (1,000)	735 (1,000)
Rated speed	rpm	1,800	1,800	1,800
Torque at rated speed	Nm	3,512	3,900	3,900
Maximum torque	Nm	3,955	4,380	4,380
at speed	rpm	1,100–1,600	1,100–1,600	1,100–1,600
Lowest specific fuel consumption	g/kWh	195	193	193
Classifiable		✓	✓	✓
Exhaust gas status		IMO Tier II, 97/68/EC	IMO Tier II	IMO Tier II, RCD 2013/53/EC, EPA Tier 3 commercial <sup>2)</sup> , 97/68/EC

1) The rating is according to DIN 3046/1

2) Until 09/30/2017



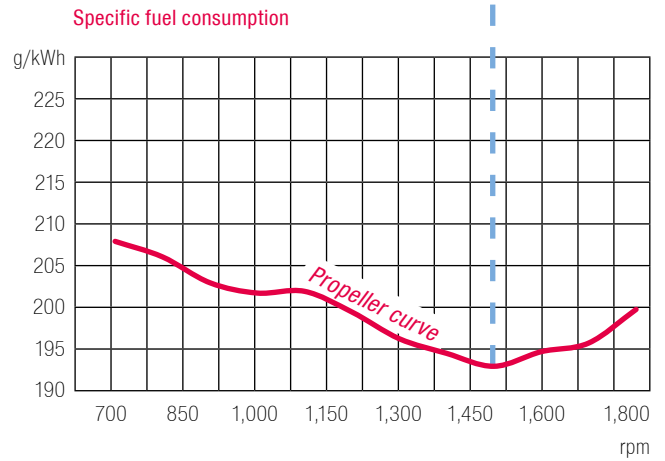
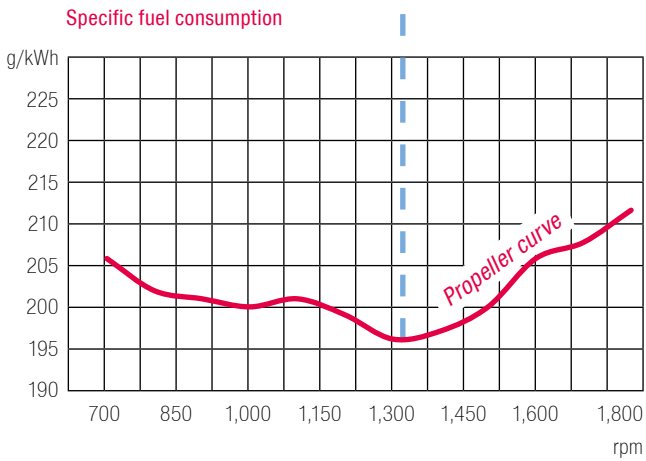
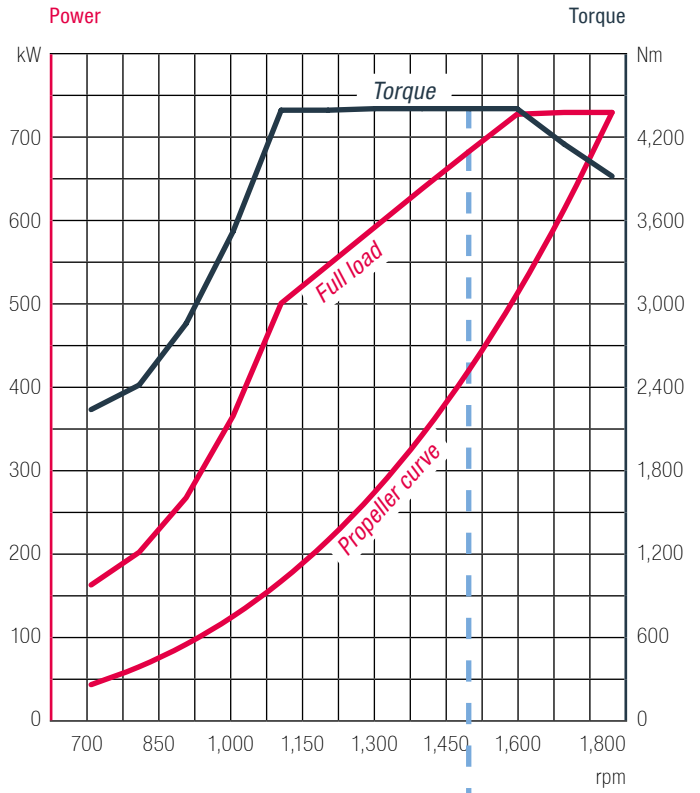
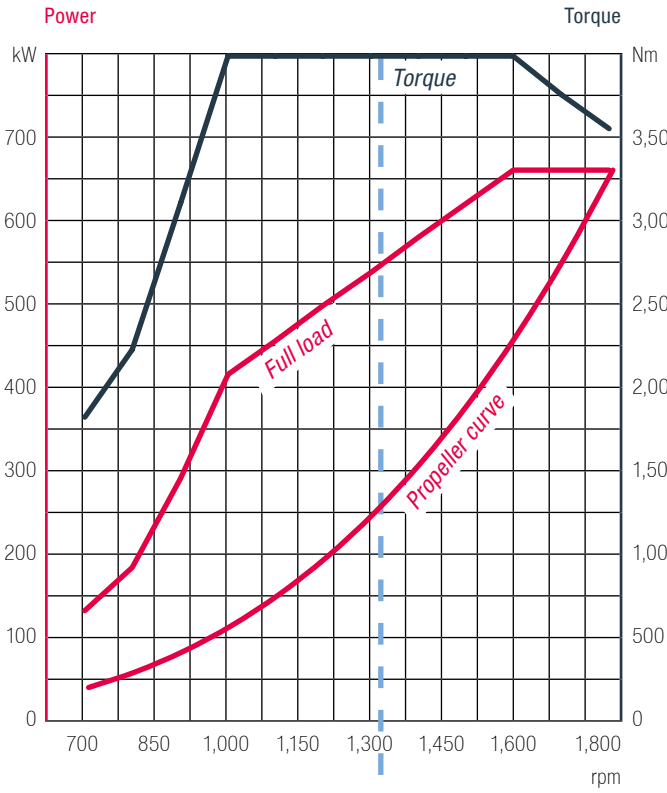
## Dimensions

Type designation		LE 421/441/444
A-Overall width	mm	1,153
B-Overall length	mm	2,130
C-Overall height	mm	1,230
D-Top of engine to crankshaft centre	mm	765
E-Length of engine from front end to edge of flywheel housing	mm	1,630
Average weight of engine ready for installation (dry)	kg	2,270

For detailed examinations of installation dimensions, please order drawings from our factory.

D2862 LE 421

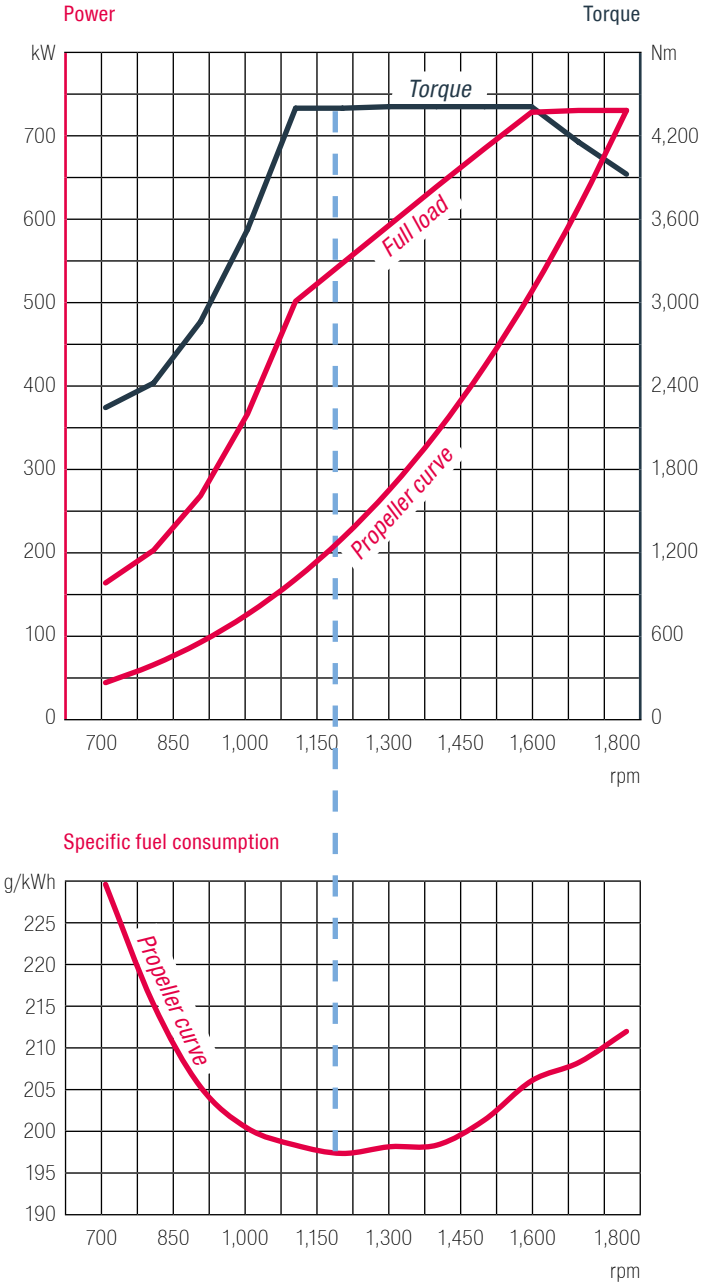
D2862 LE 441



--- Maximum torque at most fuel efficient operating point

# D2862

## D2862 LE 444



--- Maximum torque at most fuel efficient operating point