

# D2862



## Characteristics

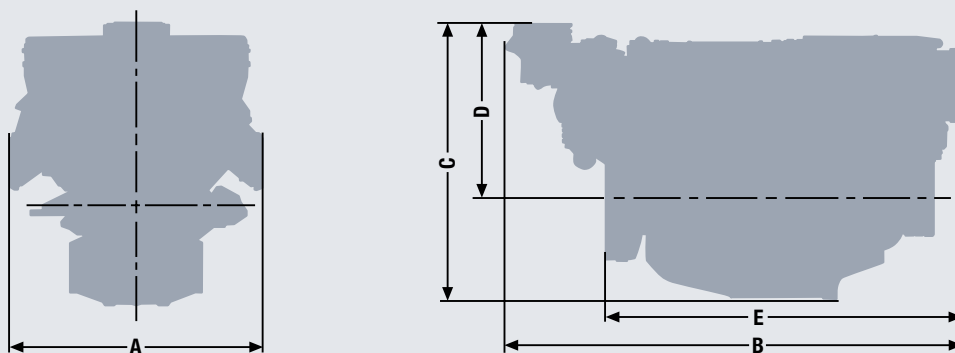
- Cylinders and arrangement: 12 cylinders in V arrangement
- Operation mode: 4-stroke diesel engine, watercooled
- Turbocharging: Turbocharger with charge air intercooler and wastegate
- Number of valves: 4 valves per cylinder
- Fuel system: Common Rail direct fuel injection with electronic control
- Engine block: High-strength casting with integrated oil and water ducts and replaceable cylinder liners
- Engine lubrication: Closed system with forced feeding, oil cooling and filtering
- Type of cooling: Plate heat exchanger seawater cooled
- Engine control: Electronic injection control (EDC)  
Electronic engine monitoring including diagnostic unit
- Fuel: DIN EN 590

## Technical features

Type designation		LE 422	LE 425
Displacement	l	24.24	24.24
Nominal rating <sup>1)</sup>	kW (hp)	749 (1,019)	749 (1,019)
Rated speed	rpm	2,100	2,100
Torque at rated speed	Nm	3,406	3,406
Maximum torque	Nm	3,780	3,770
at speed	rpm	1,300–1,900	1,100–1,900
Lowest specific fuel consumption	g/kWh	207	200
Classifiable		✓	✓
Exhaust gas status		IMO Tier II, 97/68/EC	IMO Tier II, EPA Tier 3 <sup>2)</sup> , RCD 2013/53/EC, 97/68/EC

1) Rating according to DIN 3046-1

2) Until 09/30/2017



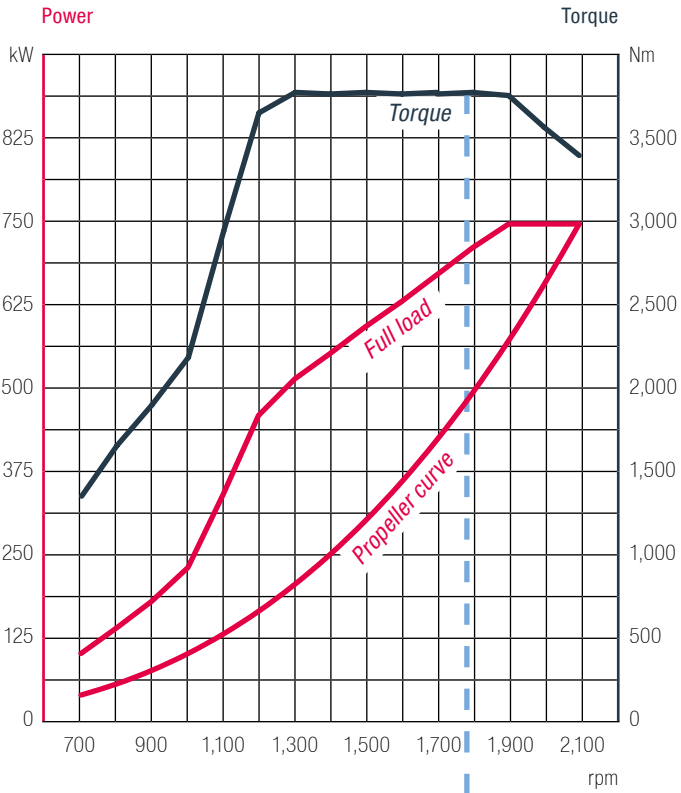
## Dimensions

Type designation		LE 422/425
A-Overall width	mm	1,153
B-Overall length	mm	2,130
C-Overall height	mm	1,230
D-Top of engine to crankshaft centre	mm	765
E-Length of engine from front end to edge of flywheel housing	mm	1,630
Average weight of engine ready for installation (dry)	kg	2,270

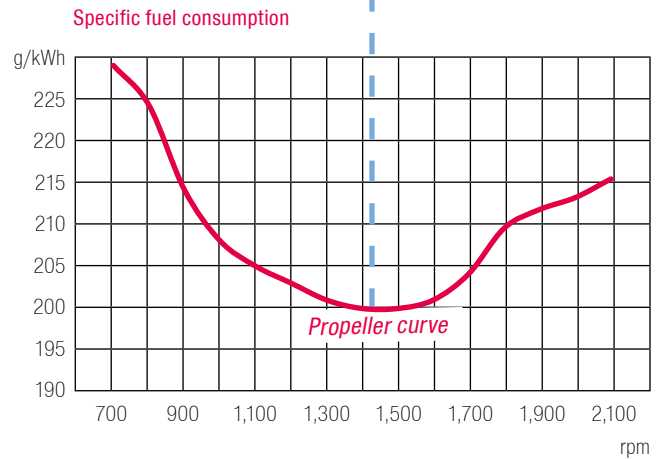
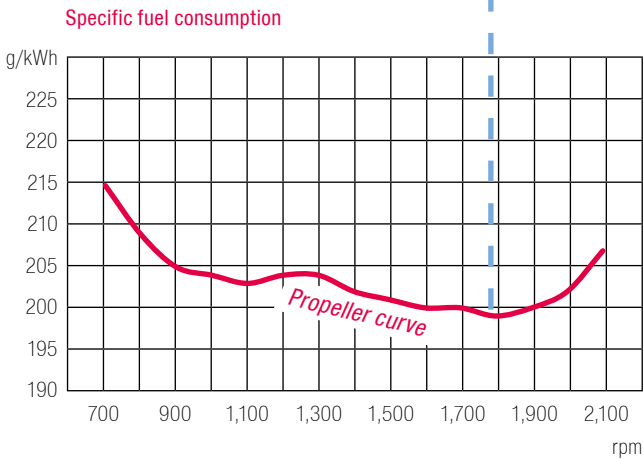
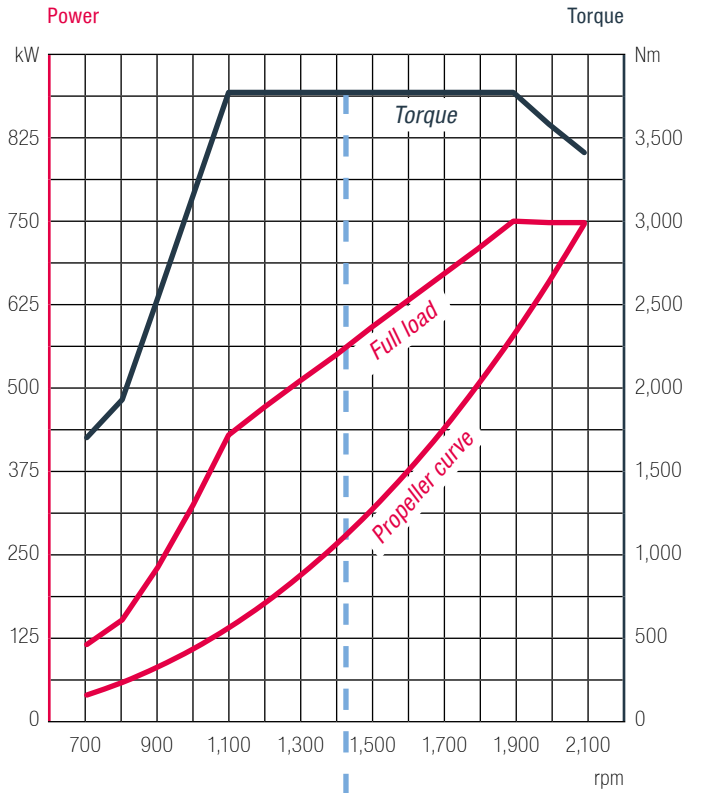
For detailed examinations of installation dimensions, please order drawings from our factory.

# D2862

D2862 LE 422



D2862 LE 425



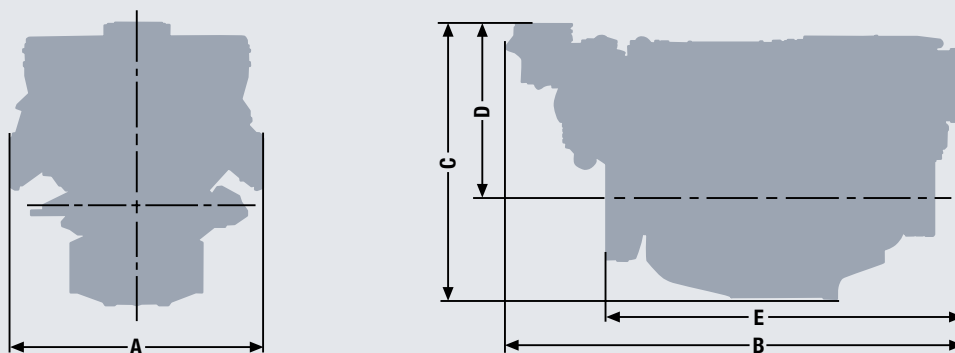
--- Maximum torque at most fuel efficient operating point

## Technical features

Type designation		LE 432	LE 435
Displacement	l	24.24	24.24
Nominal rating <sup>1)</sup>	kW (hp)	882 (1,200)	882 (1,200)
Rated speed	rpm	2,100	2,100
Torque at rated speed	Nm	4,010	4,010
Maximum torque	Nm	4,450	4,450
at speed	rpm	1,300–1,900	1,400–1,900
Lowest specific fuel consumption	g/kWh	198	203
Classifiable		✓	✓
Exhaust gas status		IMO Tier II, 97/68/EC	IMO Tier II, EPA Tier 3 <sup>2)</sup> , RCD 2013/53/EC, 97/68/EC

1) Rating according to DIN 3046-1

2) Until 09/30/2017



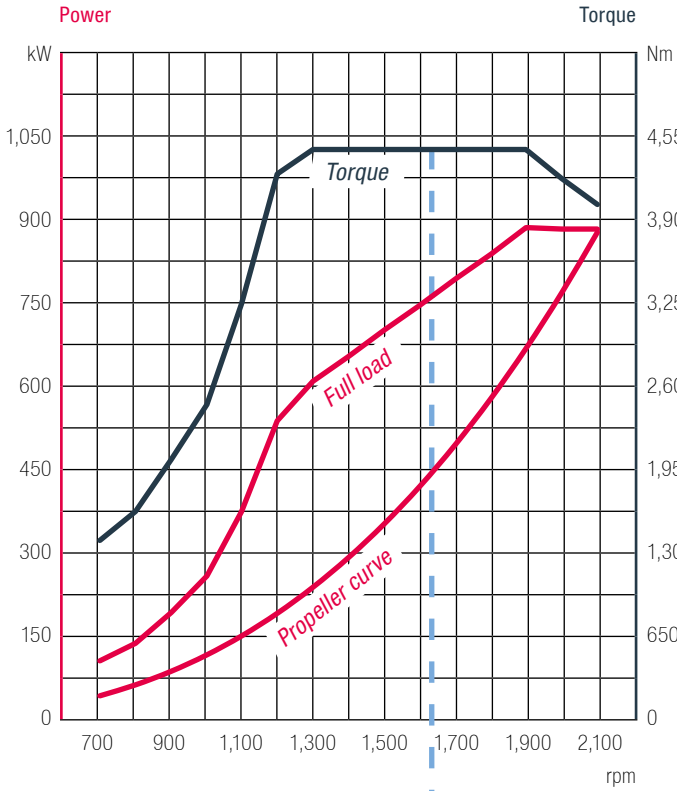
## Dimensions

Type designation		LE 432/435
A-Overall width	mm	1,153
B-Overall length	mm	2,130
C-Overall height	mm	1,230
D-Top of engine to crankshaft centre	mm	765
E-Length of engine from front end to edge of flywheel housing	mm	1,630
Average weight of engine ready for installation (dry)	kg	2,270

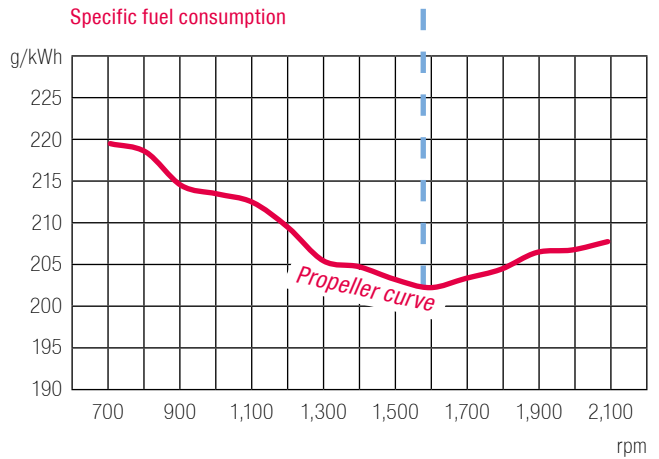
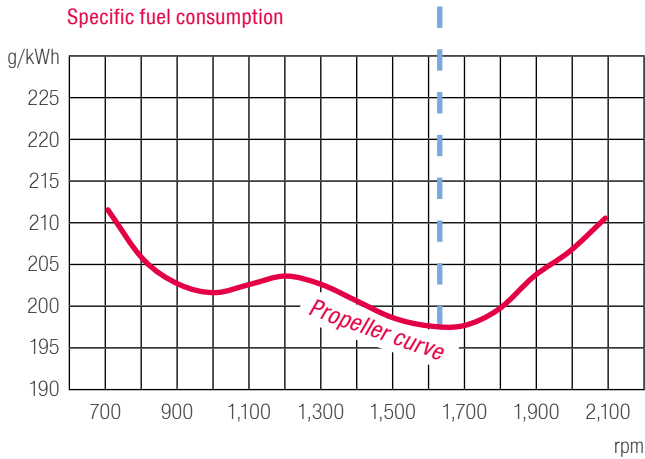
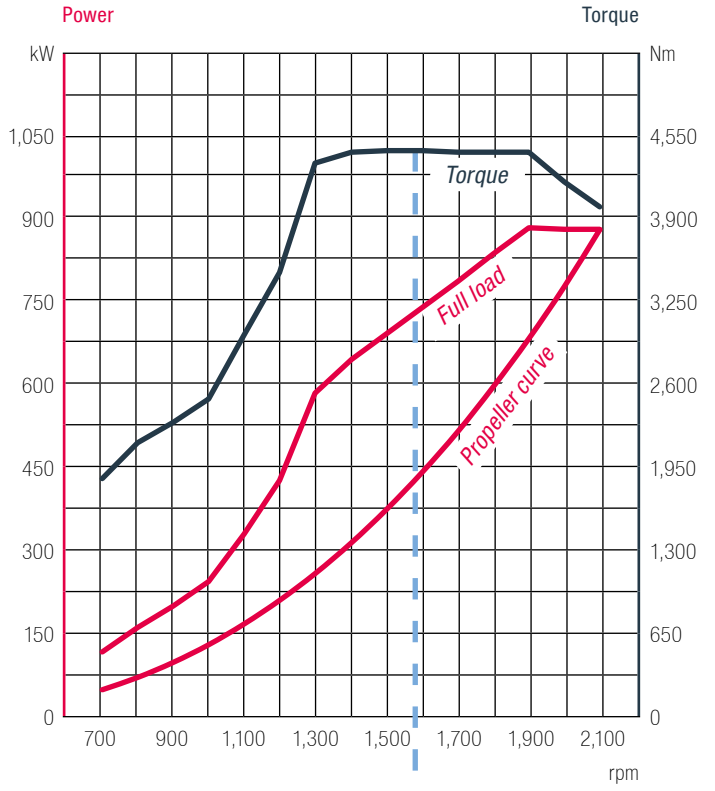
For detailed examinations of installation dimensions, please order drawings from our factory.

# D2862

D2862 LE 432



D2862 LE 435

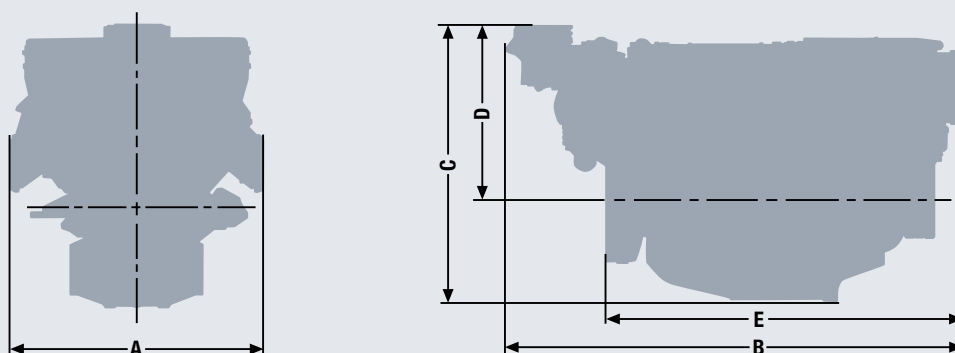


--- Maximum torque at most fuel efficient operating point

## Technical features

Type designation		LE 463	LE 466	LE 483
Displacement	l	24.24	24.24	24.24
Nominal rating <sup>1)</sup>	kW (hp)	1,029 (1,400)	1,029 (1,400)	1,066 (1,450)
Rated speed	rpm	2,100	2,100	2,100
Torque at rated speed	Nm	4,680	4,680	4,847
Maximum torque	Nm	5,120	5,180	5,355
at speed	rpm	1,300–1,900	1,300–1,900	1,100–1,900
Lowest specific fuel consumption	g/kWh	200	203	209
Classifiable		✓	✓	✓
Exhaust gas status		IMO Tier II, 97/68/EC	IMO Tier II, 97/68/EC	IMO Tier II, 97/68/EC

1) Rating according to DIN 3046-1



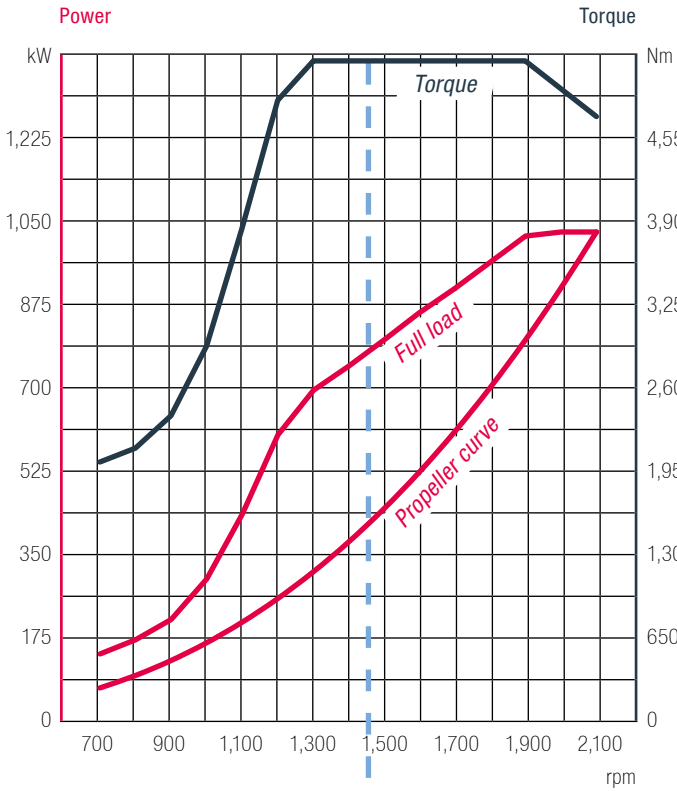
## Dimensions

Type designation		LE 463/466	LE 483
A-Overall width	mm	1,153	1,153
B-Overall length	mm	2,130	2,139
C-Overall height	mm	1,230	1,272
D-Top of engine to crankshaft centre	mm	765	808
E-Length of engine from front end to edge of flywheel housing	mm	1,630	1,658
Average weight of engine ready for installation (dry)	kg	2,270	2,365

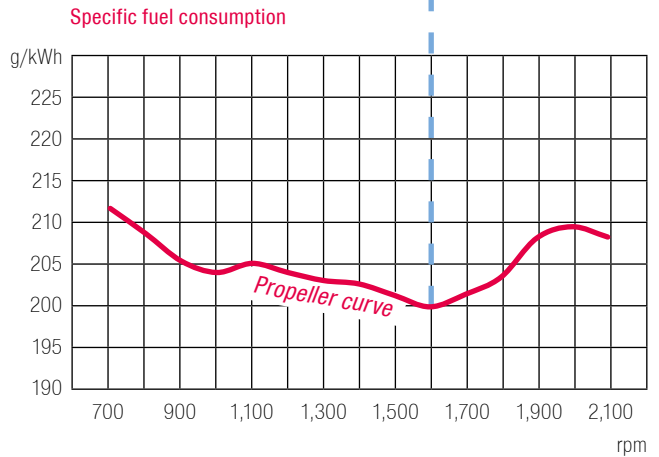
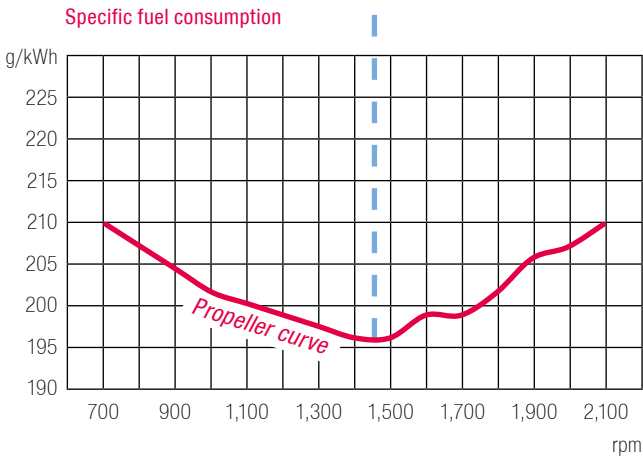
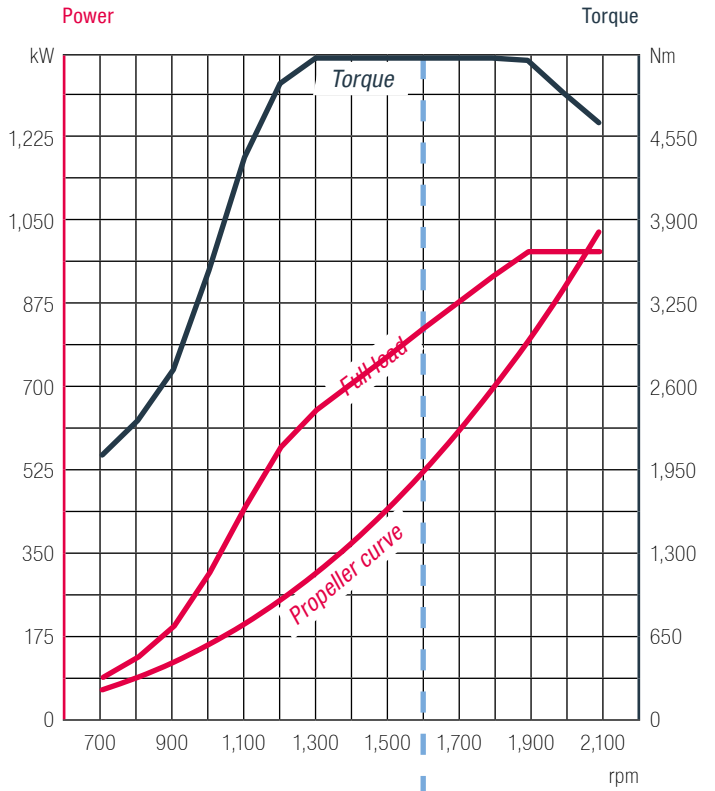
For detailed examinations of installation dimensions, please order drawings from our factory.

# D2862

D2862 LE 463

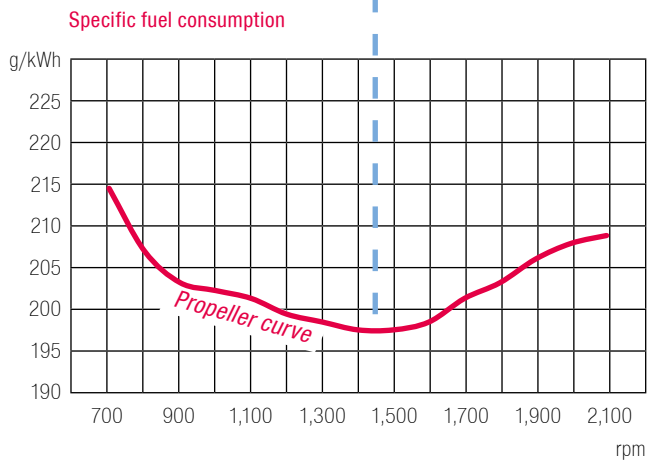
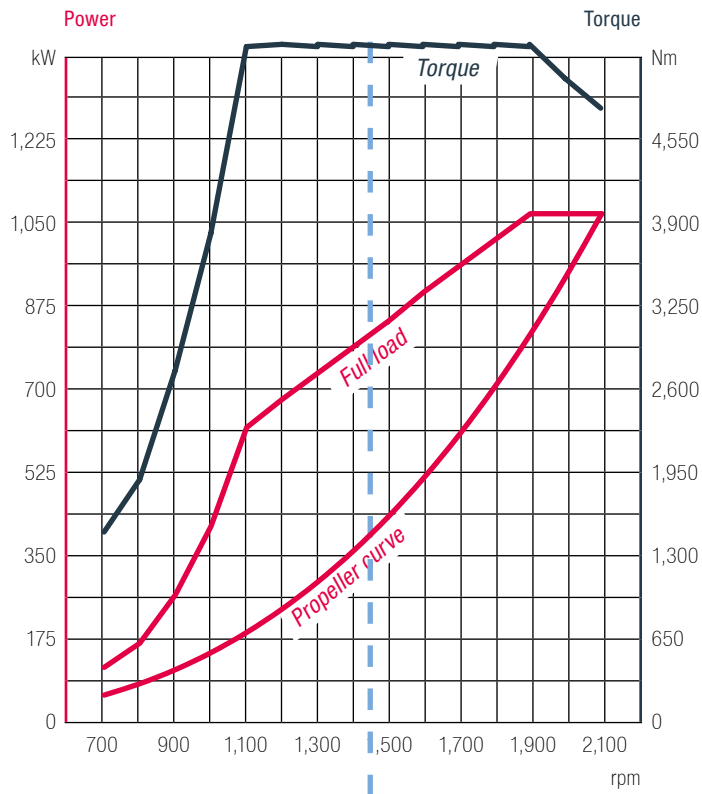


D2862 LE 466



--- Maximum torque at most fuel efficient operating point

D2862 LE 483



--- Maximum torque at most fuel efficient operating point